

DG SU 1P 120 (908 070)

- Prewired complete unit without the need for additional overcurrent protection devices
- High discharge capacity due to heavy-duty zinc oxide varistors (I_{max} 50 kA 8x20 μ s)
- Short circuit current rating (SCCR) 200 kA
- ANSI/UL 1449 – 4th Ed. Open-Type 1 SPD


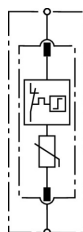
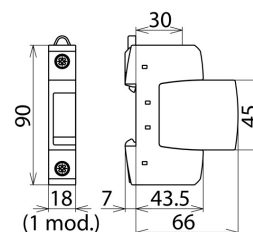


Figure without obligation



Basic circuit diagram DG SU 1P 120



Dimension drawing DG SU 1P 120

DIN rail mount, pluggable surge arrester consisting of a base part and plug-in protection module for application in Single Phase electrical systems

Type	DG SU 1P 120
Part No.	908 070
SPD classification acc. to ANSI/UL 1449 4 th Ed.	Open-Type 1 SPD
SPD classification acc. to CSA - C22.2 No. 269.1-14	Type 4-1 Component Assembly
Nominal System Voltage (U_n)	127 Vac
Nominal Power System Frequency	50 / 60 Hz
Max. continuous operating voltage AC (MCOV)	230 Vac
Nominal discharge current (8x 20 μ s) (I_n)	20 kA
Max. discharge current (8/20) (I_{max})	50 kA
Voltage Protection Rating (VPR)	700 V _{pk}
Max. mains-side overcurrent protection	Not needed
Short Circuit Current Rating (SCCR)	200 kA
System Type	Single Phase
Operating Temperature Range (T_U)	-35°C...+85°C
Operating state / fault indication	Green = Good ; Red = Replace Module
Cross-sectional area (min.)	14 AWG / 2.5 mm ²
Cross-sectional area (max.)	2 AWG / 35 mm ²
Terminal Torque Ratings	35-45 Lbs-in
Mounting	35 mm DIN rails acc. to EN 60715
Enclosure material	thermoplastic, red, UL 94 V-0
Degree of protection	IP 20
Capacity	1 module(s), DIN 43880
Approvals	UL, CSA
Weight	113 g
Customs tariff number (Comb. Nomenclature EU)	85363030
GTIN	4013364148499
PU	1 pc(s)

We reserve the right to introduce changes in performance, configuration and technology, dimensions, weights and materials in the course of technical progress. The figures are shown without obligation.