

## DPL 10 G3 110 (907 214)

- Powerful SPD block
- Types with / without fail-safe function or visual indication
- For installation in conformity with the lightning protection zone concept at the boundaries from  $0_B -1$  and higher


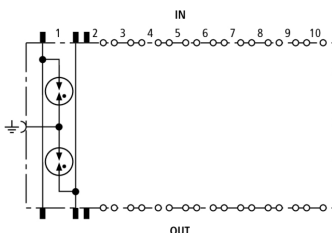
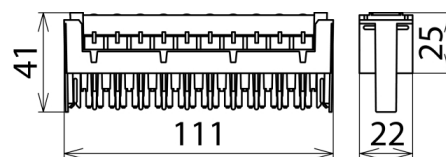


Figure without obligation



Basic circuit diagram DPL 10 G3 110



Dimension drawing DPL 10 G3 110

Plug-in SPD block for ten pairs with three-pole gas discharge tubes for almost all applications. FSD arresters feature a fail-safe function and an additional visual indication when the fail-safe function has been activated. Thus it can be immediately identified whether an arrester has to be replaced.

Type	DPL 10 G3 110
Part No.	907 214
SPD class	TYPE 2
Nominal voltage ( $U_n$ )	110 V
Max. continuous operating voltage (d.c.) ( $U_c$ )	180 V
Max. continuous operating voltage (a.c.) ( $U_c$ )	127 V
Nominal current ( $I_n$ )	0.4 A
C2 Total nominal discharge current (8/20 $\mu$ s) ( $I_n$ )	10 kA
C2 Nominal discharge current (8/20 $\mu$ s) per line ( $I_n$ )	5 kA
Voltage protection level line-line for $I_n$ C2 ( $U_p$ )	$\leq 600$ V
Voltage protection level line-PG for $I_n$ C2 ( $U_p$ )	$\leq 600$ V
Voltage protection level line-line for 1 kV/ $\mu$ s C3 ( $U_p$ )	$\leq 600$ V
Voltage protection level line-PG for 1 kV/ $\mu$ s ( $U_p$ )	$\leq 600$ V
Capacitance line-line (C)	$\leq 5$ pF
Capacitance line-PG (C)	$\leq 5$ pF
Operating temperature range ( $T_U$ )	-40 °C ... +80 °C
Pluggable into	LSA disconnection and terminal blocks (type 2)
Earthing via	mounting frame
Enclosure material	polyamide
Colour	grey
Test standards	IEC 61643-21 / EN 61643-21
Approvals	EAC
Weight	66 g
Customs tariff number (Comb. Nomenclature EU)	85363010
GTIN	4013364100879
PU	1 pc(s)

We reserve the right to introduce changes in performance, configuration and technology, dimensions, weights and materials in the course of technical progress. The figures are shown without obligation.