

## DPA M CLD RJ45B 48 (929 126)

- Ideally suited for retrofitting, protection of all lines
- For use in structured cabling systems according to class D up to 100 MHz
- Power over Ethernet IEEE 802.3 compliant (up to PoE++ / 4PPoE)
- For installation in conformity with the lightning protection zone concept at the boundaries from  $0_B -2$  and higher


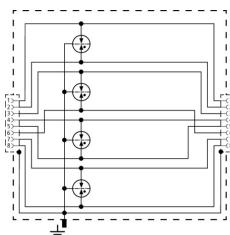
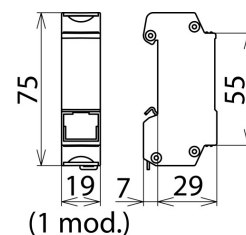


Figure without obligation



Basic circuit diagram DPA M CLD RJ45B 48



Dimension drawing DPA M CLD RJ45B 48

Universal arrester for Industrial Ethernet, Power over Ethernet (IEEE 802.3 compliant up to PoE++ / 4PPoE) and similar applications in structured cabling systems according to class D up to 100 MHz. Protection of all pairs by powerful gas discharge tubes. DIN rail mounted adapter type with sockets.

Type	DPA M CLD RJ45B 48
Part No.	929 126
SPD class	TYPE 2 P2
Nominal voltage ( $U_N$ )	48 V
Max. continuous operating voltage (d.c.) ( $U_c$ )	48 V
Max. continuous operating voltage (a.c.) ( $U_c$ )	34 V
Max. continuous operating voltage (d.c.) pair-pair (PoE) ( $U_c$ )	57 V
Nominal current ( $I_n$ )	1 A
D1 Lightning impulse current (10/350 $\mu$ s) per line ( $I_{imp}$ )	0.5 kA
C2 Nominal discharge current (8/20 $\mu$ s) line-line ( $I_n$ )	1.25 kA
C2 Nominal discharge current (8/20 $\mu$ s) line-PG ( $I_n$ )	2.5 kA
C2 Total nominal discharge current (8/20 $\mu$ s) line-PG ( $I_n$ )	10 kA
C2 Nominal discharge current (8/20 $\mu$ s) pair-pair (PoE) ( $I_n$ )	2.5 kA
Voltage protection level line-line for $I_n$ C2 ( $U_p$ )	$\leq 700$ V
Voltage protection level line-PG for $I_n$ C2 ( $U_p$ )	$\leq 700$ V
Voltage protection level line-line for $I_n$ C2 (PoE) ( $U_p$ )	$\leq 900$ V
Voltage protection level line-line at 1 kV/ $\mu$ s C3 ( $U_p$ )	$\leq 600$ V
Voltage protection level line-PG at 1 kV/ $\mu$ s C3 ( $U_p$ )	$\leq 500$ V
Voltage protection level pair-pair at 1 kV/ $\mu$ s C3 (PoE) ( $U_p$ )	$\leq 700$ V
Cut-off frequency ( $f_c$ )	100 MHz
Insertion loss at 100 MHz	$\leq 3$ dB
Capacitance line-line (C)	$\leq 10$ pF
Capacitance line-PG (C)	$\leq 10$ pF
Operating temperature range ( $T_U$ )	-40 °C ... +80 °C
Degree of protection	IP 10
For mounting on	35 mm DINs rails acc. to EN 60715
Connection (input / output)	RJ45 socket / RJ45 socket
Pinning	1/2, 3/6, 4/5, 7/8
Earthing via	35 mm DINs rails acc. to EN 60715
Enclosure material	zinc die-cast
Colour	bare surface
Test standards	IEC 61643-21 / EN 61643-21 / UL 497B
Approvals	UL, EAC
Weight	96 g
Customs tariff number (Comb. Nomenclature EU)	85366910
GTIN	4013364242258
PU	1 pc(s)

We reserve the right to introduce changes in performance, configuration and technology, dimensions, weights and materials in the course of technical progress. The figures are shown without obligation.