

DGA BNC VCD (909 710)

- Easily adaptable due to BNC sockets
- Available with direct or indirect shield earthing according to type
- For installation in conformity with the lightning protection zone concept at the boundaries from $0_B \dots 2$ and higher


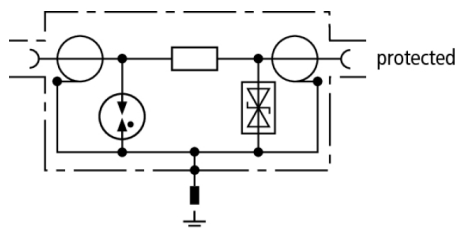
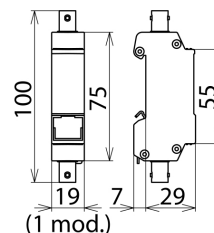


Figure without obligation



Basic circuit diagram DGA BNC VCD



Dimension drawing DGA BNC VCD

The space-saving surge arrester with BNC socket can be mounted on DIN rails for protecting video and camera systems. Available with direct (VCD) or indirect shield connection (VCID) depending on the type to avoid ground loops.

Type	DGA BNC VCD
Part No.	909 710
SPD class	TYPE 2 Pi
Nominal voltage (U_N)	5 V
Max. continuous operating voltage (d.c.) (U_C)	6.4 V
Nominal current (I_L)	0.1 A
D1 Lightning impulse current (10/350 μ s) (I_{imp})	1 kA
C2 Nominal discharge current (8/20 μ s) shield-PG (I_n)	10 kA
C2 Nominal discharge current (8/20 μ s) line-shield (I_n)	5 kA
Voltage protection level line-shield for I_n C2 (U_p)	≤ 35 V
Voltage protection level line-shield at 1 kV/ μ s C3 (U_p)	≤ 13 V
Frequency range	0-300 MHz
Insertion loss at 160 MHz	≤ 0.4 dB
Insertion loss at 300 MHz	≤ 3 dB
Return loss at 130 MHz	≥ 20 dB
Return loss at 300 MHz	≥ 8 dB
Characteristic impedance (Z)	50 ohms
Series resistance per line	4.7 ohms
Capacitance line-shield (C)	≤ 25 pF
Operating temperature range (T_U)	-40 °C ... +80 °C
Degree of protection	IP 10
For mounting on	35 mm DIN rails according to EN 60715
Connection (input / output)	BNC socket / BNC socket
Earthing via	35 mm DIN rail according to EN 60715
Enclosure material	zinc die-casting
Colour	bare surface
Test standards	IEC 61643-21 / EN 61643-21
Approvals	CSA, UL
Weight	114 g
Customs tariff number (Comb. Nomenclature EU)	85366910
GTIN	4013364118942
PU	1 pc(s)

We reserve the right to introduce changes in performance, configuration and technology, dimensions, weights and materials in the course of technical progress. The figures are shown without obligation.