

## DPI CD EXI 24 M (929 961)

- Easy to mount on the spare cable gland of field devices
- Self-capacitance and self-inductance negligibly small
- For installation in conformity with the lightning protection zone concept at the boundaries from  $0_B - 2$  and higher


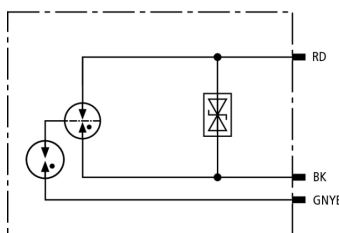
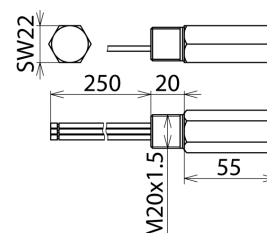


Figure without obligation



Basic circuit diagram DPI CD EXI 24 M



Dimension drawing DPI CD EXI 24 M

Surge arrester with a low-capacitance protective circuit for protecting intrinsically safe measuring circuits and bus systems, meets FISCO requirements. Insulation strength > 500 V to earth.

### Technical data

Type	DPI CD EXI 24 M
Part No.	929 961
SPD class	TYPE 2 PI
Nominal voltage ( $U_n$ )	24 V
Max. continuous operating voltage (d.c.) ( $U_c$ )	32 V
Max. continuous operating voltage (a.c.) ( $U_c$ )	22.6 V
Max. input voltage acc. to EN 60079-11 ( $U_i$ )	30 V
Max. input current acc. to EN 60079-11 ( $I_i$ )	0.55 A
Nominal current ( $I_n$ )	0.55 A
D1 Lightning impulse current (10/350 $\mu$ s) line-PG ( $I_{imp}$ )	1 kA
C2 Total nominal discharge current (8/20 $\mu$ s) ( $I_n$ )	10 kA
C2 Nominal discharge current (8/20 $\mu$ s) line-line ( $I_n$ )	150 A
C2 Nominal discharge current (8/20 $\mu$ s) line-PG ( $I_n$ )	10 kA
Voltage protection level line-line for $I_n$ C2 ( $U_p$ )	$\leq 58$ V
Voltage protection level line-PG for $I_n$ C2 ( $U_p$ )	$\leq 1700$ V
Voltage protection level line-line at 1 kV/ $\mu$ s C3 ( $U_p$ )	$\leq 50$ V
Voltage protection level line-PG at 1 kV/ $\mu$ s C3 ( $U_p$ )	$\leq 1200$ V
Cut-off frequency line-line ( $f_c$ )	67 MHz
Capacitance line-line (C)	$\leq 25$ pF
Capacitance line-PG (C)	$\leq 15$ pF
Operating temperature range ( $T_U$ )	-50 °C ... +80 °C
Degree of protection	IP 67
For mounting on (field / device side)	M20 x 1.5 male thread
Connection	connecting lines (1.3 mm <sup>2</sup> )
Length of the connecting lead	250 mm
Earthing via	connecting line
Enclosure material	StSt (V4A)
Colour	bare surface
Test standards	IEC 61643-21 / EN 61643-21
Approvals	EACEx, ATEX, IECEx, CSA & USA Hazloc, SIL
ATEX approvals	KEMA 04ATEX1189 X: II 2 (1) G Ex ia [ia Ga] IIC T5 ... T6 Gb
IECEx approvals	KEM 09.0076X: Ex ia [ia Ga] IIC T5 ... T6 Gb
CSA & USA Hazloc approvals (1)	CSA 13.70000407: Ex ia [ia] IIC T5
CSA & USA Hazloc approvals (2)	CSA 13.70000407: Class I Div 1, 2; Class I Zone 1
SIL classification	up to SIL3 <sup>*)</sup>
Weight	169 g
Customs tariff number (Comb. Nomenclature EU)	85363010
GTIN	4013364101784
PU	1 pc(s)

<sup>\*)</sup> For details see: [www.dehn-international.com](http://www.dehn-international.com)

We reserve the right to introduce changes in performance, configuration and technology, dimensions, weights and materials in the course of technical progress. The figures are shown without obligation.