

DSH TNC 255 FM (941 305)

- Application-optimised and prewired spark-gap-based type 1 and type 2 combined lightning current and surge arrester
- Compact design due to space-saving spark gap technology with a width of only 1 module / pole
- Allows compact lightning equipotential bonding including protection of terminal equipment


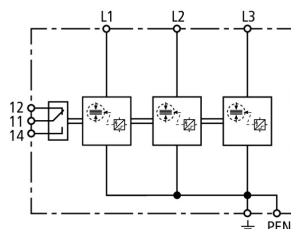
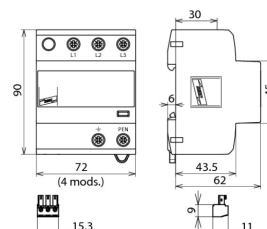


Figure without obligation



Basic circuit diagram DSH TNC 255 FM



Dimension drawing DSH TNC 255 FM

Application-optimised and prewired combined lightning current and surge arrester for TN-C systems; with floating remote signalling contact.

Type	DSH TNC 255 FM
Part No.	941 305
SPD according to EN 61643-11 / IEC 61643-11	type 1 + type 2 / class I + class II
Energy coordination with terminal equipment (≤ 10 m)	type 1 + type 2 + type 3
Nominal voltage (a.c.) (U_N)	230 / 400 V (50 / 60 Hz)
Max. continuous operating voltage (a.c.) (U_C)	255 V (50 / 60 Hz)
Lightning impulse current (10/350 μ s) [L1+L2+L3-PEN] (I_{total})	37.5 kA
Specific energy [L1+L2+L3-PEN] (W/R)	352.00 kJ/ohms
Lightning impulse current (10/350 μ s) [L-PEN] (I_{imp})	12.5 kA
Specific energy [L-PEN] (W/R)	39.06 kJ/ohms
Nominal discharge current (8/20 μ s) [L-PEN]/[L1+L2+L3-PEN] (I_n)	12.5 / 37.5 kA
Voltage protection level (U_P)	≤ 1.5 kV
Follow current extinguishing capability (a.c.) (I_n)	25 kA _{rms}
Follow current limitation / Selectivity	no tripping of a 32 A gG fuse up to 25 kA _{rms} (prosp.)
Response time (t_A)	≤ 100 ns
Max. mains-side overcurrent protection	160 A gG
Temporary overvoltage (TOV) [L-N] (U_T) – Characteristic	440 V / 120 min. – withstand
Operating temperature range (T_U)	-40 °C ... +80 °C
Operating state / fault indication	green / red
Number of ports	1
Cross-sectional area (L1, L2, L3, PEN) (min.)	1.5 mm ² solid / flexible
Cross-sectional area (L1, L2, L3, PEN) (max.)	35 mm ² stranded / 25 mm ² flexible
For mounting on	35 mm DIN rails acc. to EN 60715
Enclosure material	thermoplastic, red, UL 94 V-0
Place of installation	indoor installation
Degree of protection	IP 20
Capacity	4 module(s), DIN 43880
Approvals	KEMA, VDE
Type of remote signalling contact	changeover contact
Switching capacity (a.c.)	250 V / 0.5 A
Switching capacity (d.c.)	250 V / 0.1 A; 125 V / 0.2 A; 75 V / 0.5 A
Cross-sectional area for remote signalling terminals	max. 1.5 mm ² solid / flexible
Weight	361 g
Customs tariff number (Comb. Nomenclature EU)	85363090
GTIN	4013364275317
PU	1 pc(s)

We reserve the right to introduce changes in performance, configuration and technology, dimensions, weights and materials in the course of technical progress. The figures are shown without obligation.