

DB 3 255 H (900 120)

- Encapsulated creepage discharge spark gap without venting means
- RADAX Flow spark gap technology with high follow current limitation
- Can also be used upstream meter panels due to high insulation resistance


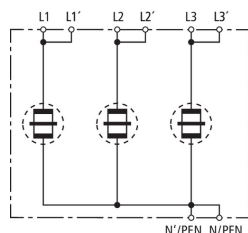
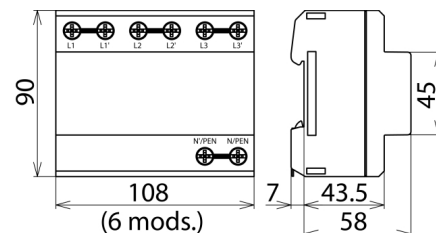


Figure without obligation



Basic circuit diagram DB 3 255 H



Dimension drawing DB 3 255 H

Single-pole and three-pole lightning current arrester with high follow current limitation.

| Type | DB 3 255 H |
|---|---|
| Part No. | 900 120 |
| SPD according to EN 61643-11 / IEC 61643-11 | type 1 / class I |
| Nominal voltage (a.c.) (U_N) | 230 / 400 V (50 / 60 Hz) |
| Max. continuous operating voltage (a.c.) (U_C) | 255 V (50 / 60 Hz) |
| Lightning impulse current (10/350 μ s) [L-N/PEN] (I_{imp}) | 50 kA |
| Specific energy [L-N/PEN] (W/R) | 625.00 kJ/ohms |
| Lightning impulse current (10/350 μ s) [L1+L2+L3-N/PEN] (I_{total}) | 100 kA |
| Specific energy [L1+L2+L3-N/PEN] (W/R) | 2.50 MJ/ohms |
| Voltage protection level (U_P) | ≤ 4 kV |
| Follow current extinguishing capability (a.c.) (I_n) | 50 kA _{rms} |
| Follow current limitation / Selectivity | no tripping of a 32 A gG fuse up to 50 kA _{rms} (prosp.) |
| Response time (t_a) | ≤ 100 ns |
| Max. backup fuse up to $I_k = 50$ kA _{rms} ($t_a \leq 0.2$ s) | 500 A gG |
| Max. backup fuse up to $I_k = 50$ kA _{rms} ($t_a \leq 5$ s) | 315 A gG |
| Max. backup fuse for $I_k > 50$ kA _{rms} | 200 A gG |
| Max. backup fuse (L-L') | 125 A gG |
| Temporary overvoltage (TOV) (U_T) – Characteristic | 440 V / 120 min. – withstand |
| Operating temperature range (parallel connection) (T_{UP}) | -40 °C ... +80 °C |
| Operating temperature range (series connection) (T_{US}) | -40 °C ... +60 °C |
| Number of ports | 1 |
| Cross-sectional area (L1, L1', L2, L2', L3, L3', N/PEN, N'/PEN) | 10 mm ² solid/flexible |
| Cross-sectional area (L1, L2, L3, N/PEN) | 50 mm ² stranded / 35 mm ² flexible |
| Cross-sectional area (L1', L2', L3', N'/PEN) | 35 mm ² stranded / 25 mm ² flexible |
| For mounting on | 35 mm DIN rails acc. to EN 60715 |
| Enclosure material | thermoplastic, red, UL 94 V-0 |
| Place of installation | indoor installation |
| Degree of protection | IP 20 |
| Capacity | 6 module(s), DIN 43880 |
| Approvals | KEMA |
| Weight | 873 g |
| Customs tariff number (Comb. Nomenclature EU) | 85363090 |
| GTIN | 4013364109377 |
| PU | 1 pc(s) |

We reserve the right to introduce changes in performance, configuration and technology, dimensions, weights and materials in the course of technical progress. The figures are shown without obligation.