

## DCOR L 2P SN1860 (999 937)

- Visual fault indication
- Interruption of the load circuit in the event of a fault
- Compact design


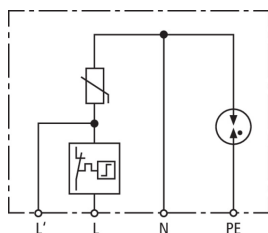
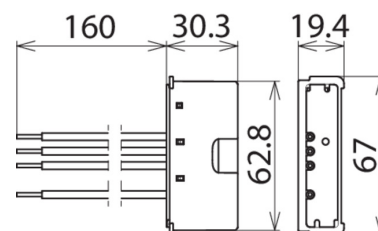


Figure without obligation



Basic circuit diagram DCOR L 2P SN1860



Dimension drawing DCOR L 2P SN1860

Surge arrester for all installation systems; compact design.

Type	DCOR L 2P SN1860
Part No.	999 937
SPD according to EN 61643-11 / IEC 61643-11	type 2 / class II
Energy coordination with terminal equipment ( $\leq 10$ m)	type 2 + type 3
Nominal voltage (a.c.) ( $U_N$ )	230 V (50 / 60 Hz)
Max. continuous operating voltage (a.c.) [L-N] ( $U_C$ )	275 V (50 / 60 Hz)
Max. continuous operating voltage (a.c.) [N-PE] ( $U_C$ )	255 V (50 / 60 Hz)
Nominal discharge current (8/20 $\mu$ s) ( $I_n$ )	5 kA
Max. discharge current (8/20 $\mu$ s) ( $I_{max}$ )	10 kA
Voltage protection level [L-N] ( $U_P$ )	$\leq 1.5$ kV
Voltage protection level [L-N] at 3 kA ( $U_P$ )	$\leq 1$ kV
Voltage protection level [L-N] at 1.5 kA ( $U_P$ )	$\leq 0.85$ kV
Voltage protection level [N-PE] ( $U_P$ )	$\leq 1.5$ kV
Follow current extinguishing capability [N-PE] ( $I_{fi}$ )	100 A <sub>rms</sub>
Response time [L-N] ( $t_A$ )	$\leq 25$ ns
Response time [L/N-PE] ( $t_A$ )	$\leq 100$ ns
Max. load current ( $I_L$ )	10 A
Max. mains-side overcurrent protection	B 16 A
Short-circuit withstand capability for mains-side overcurrent protection ( $I_{SCCR}$ )	1 kA <sub>rms</sub>
Short-circuit withstand capability for mains-side overcurrent protection with 16 A gG ( $I_{SCCR}$ )	6 kA <sub>rms</sub>
Temporary overvoltage (TOV) [L-N] ( $U_T$ ) – Characteristic	335 V / 5 sec. – withstand
Temporary overvoltage (TOV) [L-N] ( $U_T$ ) – Characteristic	440 V / 120 min. – safe failure
Temporary overvoltage (TOV) [N-PE] ( $U_T$ ) – Characteristic	1200 V / 200 ms – safe failure
Fault indication	red
Interruption of the load circuit in the event of a fault	yes
Number of ports	1
Operating temperature range ( $T_U$ )	-40 °C ... +80 °C
Connecting wires	1.5 mm <sup>2</sup> , 160 mm long
Enclosure material	thermoplastic, red, UL 94 V-2
Place of installation	indoor installation, fuse boxes for mast installation
Degree of protection of installed device	IP 20
Additional tests:	-----
– Total discharge current ( $I_{sum}$ )	20 kA
Extended technical data:	-----
– Combination wave ( $U_{oc}$ )	10 kV
Weight	56 g
Customs tariff number (Comb. Nomenclature EU)	85363030
GTIN	4013364303195
PU	1 pc(s)

We reserve the right to introduce changes in performance, configuration and technology, dimensions, weights and materials in the course of technical progress. The figures are shown without obligation.