

SPD+POP 4 255 C63 (900 788)

- Complete protection against transient and power frequency overvoltages
- Compact design allows easy retrofitting
- Meets the requirements of EN 61643-11 (SPD) and EN 50550 (POP)


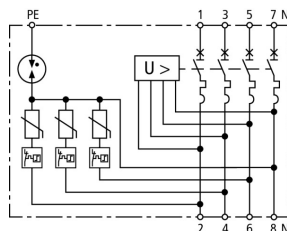
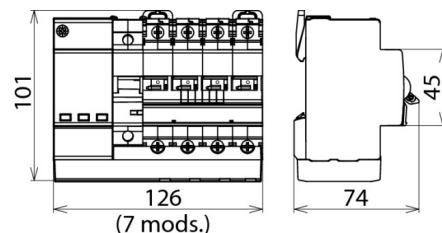


Figure without obligation



Basic circuit diagram SPD+POP 4 255 C63



Dimension drawing SPD+POP 4 255 C63

SPD+POP+MCB

Type	SPD+POP 4 255 C63
Part No.	900 788
Power supply system	three-phase TT / TN system
Number of poles	3P + N
Nominal a.c. voltage (U_N)	230 / 400 V
Nominal frequency (f_N)	50 Hz
Operating temperature range (T_U)	-25 °C ... +60 °C
Cross-sectional area (L1, L2, L3, N) (min.)	2.5 mm ² solid / flexible
Cross-sectional area (L1, L2, L3, N) (max.)	16 mm ² flexible / 25 mm ² stranded
Cross-sectional area (PE) (min.)	0.75 mm ² solid / flexible
Cross-sectional area (PE) (max.)	6 mm ² flexible / 10 mm ² solid
Degree of protection protection	IP 20
Capacity	7 module(s), DIN 43880
Mounting	35 mm DIN rails acc. to EN 60715

SPD

Type	SPD+POP 4 255 C63
Part No.	900 788
SPD according to EN 61643-11 / ... IEC 61643-1/-11	type 2
Max. continuous operating voltage (a.c.) [L-N] (U_c)	275 V
Max. continuous operating voltage (a.c.) [N-PE] (U_c)	255 V
Follow current extinguishing capability [N-PE] (I_b)	100 A
Nominal discharge current (8/20 μ s) [L-N] (I_n)	5 kA
Nominal discharge current (8/20 μ s) [N-PE] (I_n)	20 kA
Max. discharge current (8/20 μ s) [L-N] (I_{max})	15 kA
Max. discharge current (8/20 μ s) [N-PE] (I_{max})	40 kA
Voltage protection level (U_p)	≤ 1.5 kV
Protective conductor current (I_{PE})	≤ 5 μ A
Response time [L-N] (t_A)	≤ 25 ns
Response time [N-PE] (t_A)	≤ 100 ns
Max. mains-side overcurrent protection	MCB C 63 A
Short-circuit withstand capability (I_{SCCR})	6 kA
Temporary overvoltage (TOV) L-N (U_T)	335 V / 5 s
Temporary overvoltage (TOV) [N-PE] (U_T)	1200 V / 200 ms
TOV characteristic	withstand
Operating state / fault indication	green / red
Number of ports	1
Enclosure material	thermoplastic, grey, UL 94 V-0
Place of installation	indoor installation

POP

Type	SPD+POP 4 255 C63
Part No.	900 788
Tested to	EN 50550
Max. non-tripping voltage (a.c.)	255 V
Max. tripping voltage (a.c.)	415 V
Tripping time at 275 V a.c.	8 s
Tripping time at 400 V a.c.	120 ms
Max. current at 275 V a.c.	0.4 A
Max. current at 400 V a.c.	0.6 A
Power consumption	0.7 VA
Trip indicator	red

MCB

Type	SPD+POP 4 255 C63
Part No.	900 788
Tripping characteristic	C
Nominal alternating current (I_n)	63 A
Rated switching capacity (I_{cn}) acc. to EN 60898	6 kA
Weight	736 g
Customs tariff number (Comb. Nomenclature EU)	85363030
GTIN	4013364156265
PU	1 pc(s)

We reserve the right to introduce changes in performance, configuration and technology, dimensions, weights and materials in the course of technical progress. The figures are shown without obligation.