

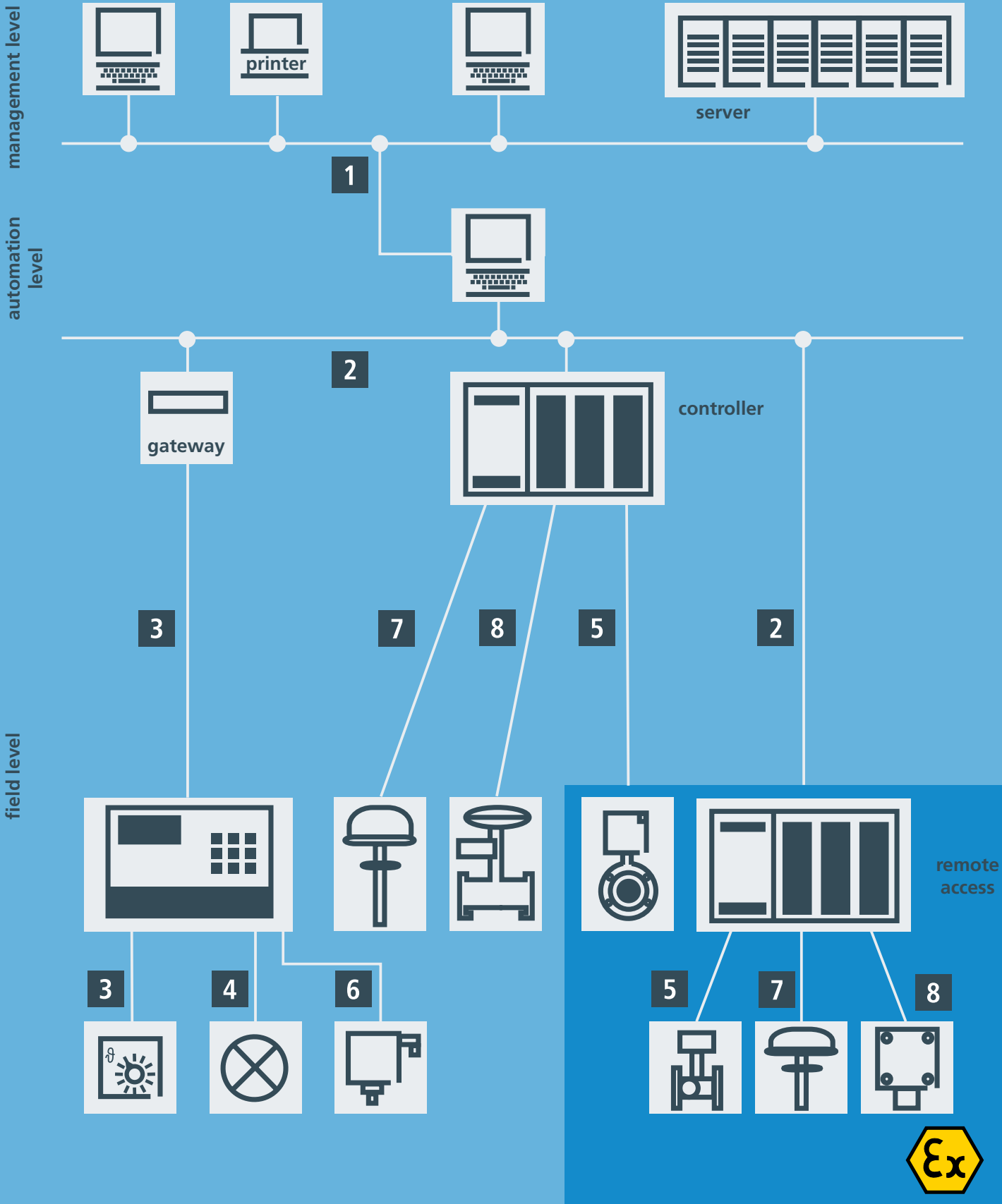


Yellow/Line Selection Guide

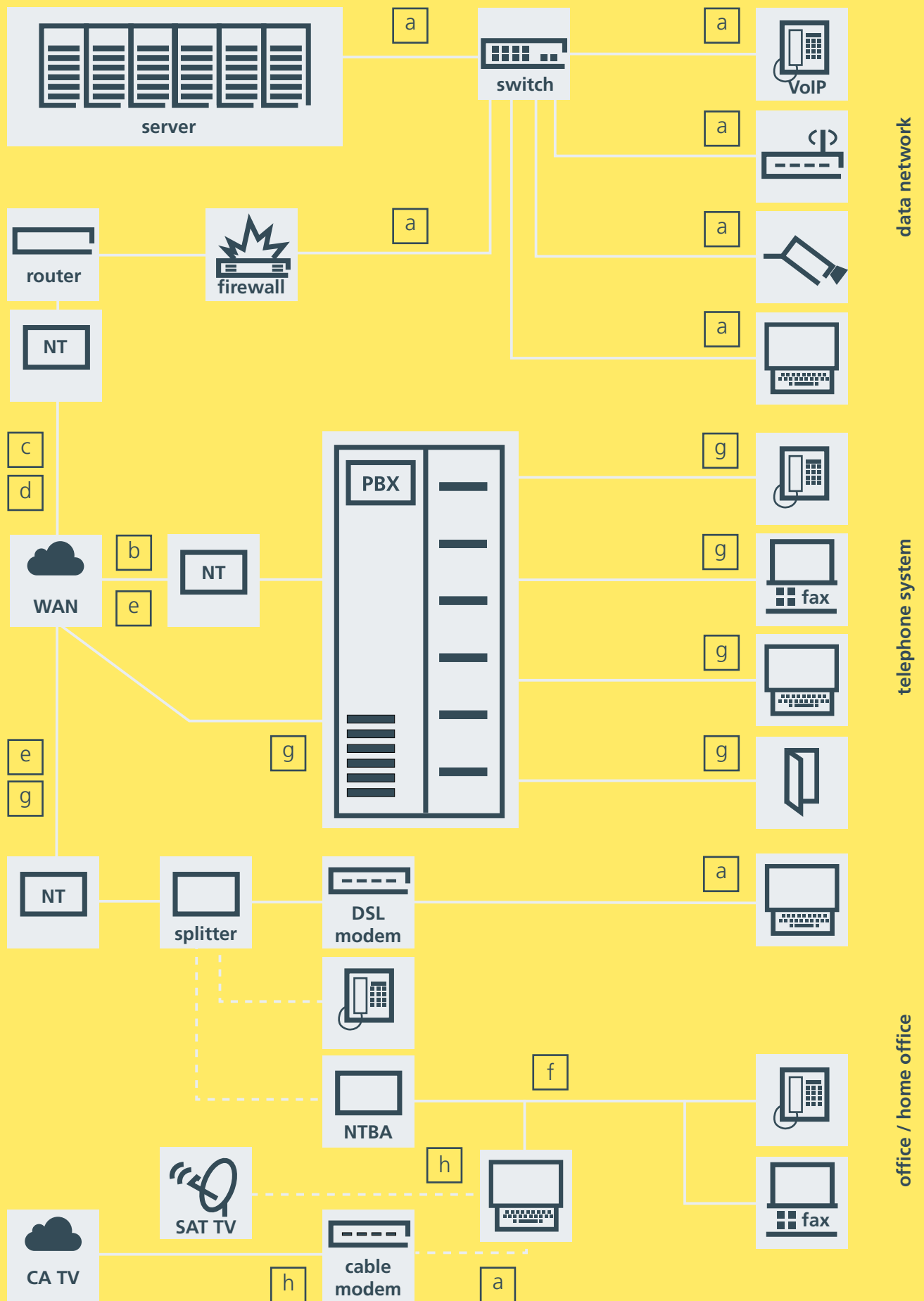
Surge Protection for Information Technology Systems





Automation – Process technology




Telecommunications – Network technology



Automation – Process technology



DEHNrapid® LSA 1 – 10 double wires	DEHNpatch RJ 45, 1 port, class E * class E _A cat. 6A in the channel	BUStector 2 wires	DEHNpipe (M20 x 1.5) 2 wires
	No. 929 100 (l = 0.5 / 2.5 m) * No. 929 121 (l = 0 m) TYPE 2 P1 $U_C = 48 \text{ V d.c.} / I_L = 1 \text{ A}$ PoE: $U_{\text{max}} = 57 \text{ V}$		
No. 907 401 + 907 498 + 1-10 x 907 465 TYPE 1 C + TYPE 3 P1 $U_C = 6.5 \text{ V d.c.}$ $I_L = 0.4 \text{ A}$			No. 929 971 TYPE 2 P1 $U_C = 6 \text{ V d.c.}$ $I_L = 100 \text{ mA}$
No. 907 401 + 907 498 + 1-10 x 907 443 TYPE 1 C + TYPE 3 P1 $U_C = 54 \text{ V d.c.}$ $I_L = 0.4 \text{ A}$			
No. 907 401 TYPE 1 C $U_C = 180 \text{ V d.c.}$ $I_L = 0.4 \text{ A}$		No. 925 001 TYPE 2 $U_C = 45 \text{ V d.c.}$ $I_L = 6 \text{ A}$	
No. 907 401 + 907 498 + 1-10 x 907 442 TYPE 1 C + TYPE 3 P1 $U_C = 28 \text{ V d.c.}$ $I_L = 0.4 \text{ A}$			No. 929 941 No. 929 960 TYPE 2 P1 M 20 x 1.5 $U_C = 34.8 \text{ V d.c.}$ TYPE 2 P1 $I_L = 0.5 \text{ A}$ $U_C = 34.8 \text{ V d.c.}$ $I_L = 0.5 \text{ A}$
No. 907 401 + 907 498 + 1-10 x 907 422 TYPE 1 C + TYPE 3 P1 $U_C = 28 \text{ V d.c.}$ $I_L = 0.4 \text{ A}$			No. 929 941 No. 929 960 TYPE 2 P1 M 20 x 1.5 $U_C = 34.8 \text{ V d.c.}$ TYPE 2 P1 $I_L = 0.5 \text{ A}$ $U_C = 34.8 \text{ V d.c.}$ $I_L = 0.5 \text{ A}$



BLITZDUCTOR® XTU
TYPE 1P1
Part No. 920 249 / 920 349 + 920 300
 Universal lightning current and surge arrester with **actiVsense®** technology.
 $U_C = 180 \text{ V d.c.}$
 $I_L(80^\circ\text{C}) = 0.1 \text{ A}$
 $f_{g, \text{signal}} = 50 \text{ MHz}$

Suitable for automation and telecommunication systems

DEHNconnect RK 2 wires	BLITZDUCTOR® XT 2 wires	BLITZDUCTOR® XT 4 wires	Interface			
			Industrial Ethernet Power over Ethernet / PoE 1			
No. 917 970 TYPE 2P1 $U_C = 6 \text{ V d.c.}$ $I_L = 0.1 \text{ A}$	No. 920 271 + 920 300 TYPE 1P1 $U_C = 6 \text{ V d.c.}$ $I_L(45^\circ\text{C}) = 1 \text{ A}$	No. 920 538 + 920 301 TYPE 2P1 Ex $U_C = 6 \text{ V d.c.}$ $I_L(60^\circ\text{C}) = 4.8 \text{ A}$	No. 920 371 + 920 300 TYPE 1P1 $U_C = 6 \text{ V d.c.}$ $I_L(45^\circ\text{C}) = 1 \text{ A}$	RS 485 RS 422 Profibus-DP CAN Modbus 2		
No. 917 942 TYPE 2P1 $U_C = 55 \text{ V d.c.}$ $I_L = 1.7 \text{ A}$	No. 920 245 + 920 300 TYPE 1P1 $U_C = 54 \text{ V d.c.}$ $I_L(45^\circ\text{C}) = 1 \text{ A}$	No. 920 345 + 920 300 TYPE 1P1 $U_C = 54 \text{ V d.c.}$ $I_L(45^\circ\text{C}) = 1 \text{ A}$	No. 920 345 + 920 300 TYPE 1P1 $U_C = 54 \text{ V d.c.}$ $I_L(45^\circ\text{C}) = 1 \text{ A}$	LON (FTT, LPT transceiver) M bus 3		
	No. 920 211 + 920 300 TYPE 1Ex $U_C = 180 \text{ V d.c.}$ $I_L(45^\circ\text{C}) = 1.2 \text{ A}$	No. 920 310 + 920 300 TYPE 1Ex $U_C = 180 \text{ V d.c.}$ $I_L(45^\circ\text{C}) = 1.2 \text{ A}$	No. 920 310 + 920 300 TYPE 1Ex $U_C = 180 \text{ V d.c.}$ $I_L(45^\circ\text{C}) = 1.2 \text{ A}$	EIB / KNX bus 4		
No. 917 941 TYPE 2P1 $U_C = 33 \text{ V d.c.}$ $I_L = 0.5 \text{ A}$	No. 917 960 TYPE 2P1 Ex $U_C = 33 \text{ V d.c.}$ $I_L = 0.5 \text{ A}$	No. 920 244 + 920 300 TYPE 1P1 $U_C = 33 \text{ V d.c.}$ $I_L(45^\circ\text{C}) = 1 \text{ A}$	No. 920 280 + 920 301 TYPE 2P1 Ex $U_C = 33 \text{ V d.c.}$ $I_L = 0.5 \text{ A}$	No. 920 344 + 920 300 TYPE 1P1 $U_C = 33 \text{ V d.c.}$ $I_L(45^\circ\text{C}) = 1 \text{ A}$	No. 920 381 + 920 301 TYPE 2P1 Ex $U_C = 33 \text{ V d.c.}$ $I_L = 0.5 \text{ A}$	4-20 mA HART (unearthed) 5
			No. 920 364 + 920 300 TYPE 1P1 $U_C = 33 \text{ V d.c.}$ $I_L(45^\circ\text{C}) = 0.1 \text{ A}$	Optocoupler 6		
			No. 920 354 + 920 300 TYPE 1P1 $U_C = 33 \text{ V d.c.}$ $I_L(45^\circ\text{C}) = 0.75 \text{ A}$	No. 920 384 + 920 301 TYPE 2P1 Ex $U_C = 33 \text{ V d.c.}$ $I_L = 0.5 \text{ A}$	3-/4 wire measurement PT100 / PT1000 7	
No. 917 921 TYPE 2P1 $U_C = 33 \text{ V d.c.}$ $I_L = 0.5 \text{ A}$	No. 917 960 TYPE 2P1 Ex $U_C = 33 \text{ V d.c.}$ $I_L = 0.5 \text{ A}$	No. 920 224 + 920 300 TYPE 1P1 $U_C = 33 \text{ V d.c.}$ $I_L(45^\circ\text{C}) = 0.75 \text{ A}$	No. 920 324 + 920 300 TYPE 1P1 $U_C = 33 \text{ V d.c.}$ $I_L(45^\circ\text{C}) = 0.75 \text{ A}$	No. 920 381 + 920 301 TYPE 2P1 Ex $U_C = 33 \text{ V d.c.}$ $I_L = 0.5 \text{ A}$	Binary signal 8	

Telecommunications – Network technology

DEHNbox
TYPE 1 P1
Part No. 922 200 / 922 400
 Compact combined lightning current and surge arrester with actiVsense® technology.
 $U_C = 180 \text{ V d.c.}$
 $I_L(80^\circ\text{C}) = 0.1 \text{ A}$
 $f_{g, \text{signal}} = 50 \text{ MHz}$

Suitable for automation and telecommunication systems



	Interface	DEHNpatch RJ 45, 1 port, cat. 6	DEHNrapid® LSA LSA 1 – 10 double wires	NET Protector, 8 – 50 ports
a	Ethernet Voice over IP Power over Ethernet / PoE	No. 929 100 (l = 0.5 / 2.5 m) No. 929 121 (l = 0 m) TYPE 2 P1 $U_C = 48 \text{ Vdc} / I_L = 1 \text{ A}$ PoE: $U_{\text{max}} = 57 \text{ V}$		No. 929 037 (1-3 x) + 929 034 RJ 45 – RJ 45 TYPE 4 P1 $U_C = 30 \text{ V d.c.}$ $I_L = 0.1 \text{ A}$
b	ISDN S_{2m} , U_{2m} E1 G.703	No. 929 100 (l = 0.5 / 2.5 m) No. 929 121 (l = 0 m) TYPE 2 P1 $U_C = 48 \text{ Vdc}$ $I_L = 1 \text{ A}$	No. 907 401 + 907 498 + 1-10 x 907 470 TYPE 1 C + TYPE 3 P1 $U_C = 28 \text{ V d.c.}$ $I_L = 0.1 \text{ A}$	No. 929 075 (1-3 x) + 929 034 LSA – RJ 45 TYPE 2 P1 $U_C = 6 \text{ V d.c.}$ $I_L = 0.2 \text{ A}$
c	VDSL		No. 907 401 TYPE 1 C $U_C = 180 \text{ V d.c.}$ $I_L = 0.4 \text{ A}$	
d	HDSL SDSL SHDSL	No. 929 100 (l = 0.5 / 2.5 m) No. 929 121 (l = 0 m) TYPE 2 P1 $U_C = 48 \text{ Vdc}$ $I_L = 1 \text{ A}$	No. 907 401 + 907 498 + 1-10 x 907 470 TYPE 1 C + TYPE 3 P1 $U_C = 28 \text{ V d.c.}$ $I_L = 0.4 \text{ A}$	No. 929 075 (1-3 x) + 929 034 LSA – RJ 45 TYPE 2 P1 $U_C = 6 \text{ V d.c.}$ $I_L = 0.2 \text{ A}$
e	ADSL 2+		No. 907 401 + 907 498 + 1-10 x 907 430 TYPE 1 C + TYPE 3 P1 $U_C = 180 \text{ V d.c.}$ $I_L = 0.1 \text{ A}$	No. 929 071/072 No. 929 230 + 929 034 + 929 234/235 RJ45/LSA - RJ 45 SPNG.TERM. - RJ 45 TYPE 2 P2 TYPE 2 P2 $U_C = 170 \text{ V d.c.}$ $U_C = 180 \text{ V d.c.}$ $I_L = 0.15 \text{ A}$ $I_L = 0.12 \text{ A}$
f	ISDN S bus S_0 bus	No. 929 100 (l = 0.5 / 2.5 m) No. 929 121 (l = 0 m) TYPE 2 P1 $U_C = 48 \text{ Vdc}$ $I_L = 1 \text{ A}$	No. 907 401 + 907 498 + 1-10 x 907 470 TYPE 1 C + TYPE 3 P1 $U_C = 28 \text{ V d.c.}$ $I_L = 0.1 \text{ A}$	
g	ISDN U_{ko} U_{Po} a/b lines telecommunications systems ADSL 1 Pots PBX bus		No. 907 401 + 907 498 + 1-10 x 907 430 TYPE 1 C + TYPE 3 P1 $U_C = 180 \text{ V d.c.}$ $I_L = 0.1 \text{ A}$	No. 929 071/072 No. 929 230 + 929 034 + 929 234/235 RJ45/LSA - RJ45 SPNG.TERM. - RJ 45 TYPE 2 P2 TYPE 2 P2 $U_C = 170 \text{ V d.c.}$ $U_C = 180 \text{ V d.c.}$ $I_L = 0.15 \text{ A}$ $I_L = 0.12 \text{ A}$
h	Sky DSL SAT TV CA TV Cable Internet			

Legend: [max. continuous operating voltage: U_C] [* mains voltage] [nominal current: I_L] [YellowLine SPD classes: lightning current capacity $\geq 5 \text{ kA}$ (10/350 μs): TYPE 1 C]

An arrester for every interface and signal: Use our selection guide at www.dehn.de/selectionGuide and in our surge protection



BLITZDUCTOR® XT 2 wires 4 wires	BLITZDUCTOR® VT RJ 45, 1 port	DEHNprotector TV / NT / LAN / ISDN, 1 port each	DEHNbox TC 180 1 double wire	DEHNgate GFF TV F Connector, 1 port
		No. 909 321 RJ 45 TYPE 2 P2 $U_C = 58 \text{ V d.c.}$ $U_C^* = 255 \text{ V a.c.}$		
No. 920 375 + 920 300 TYPE 1 P1 $U_C = 33 \text{ V d.c.}$ $I_L (45^\circ\text{C}) = 1 \text{ A}$				
No. 920 211 No. 920 310 + 920 300 + 920 300 TYPE 1 P1 $U_C = 180 \text{ V d.c.}$ $I_L (45^\circ\text{C}) = 1.2 \text{ A}$			No. 922 210 TYPE 1 P2 $U_C = 180 \text{ V}$ $I_L (45^\circ\text{C}) = 0.75 \text{ A}$	
No. 920 375 + 920 300 TYPE 1 P1 $U_C = 33 \text{ V d.c.}$ $I_L (45^\circ\text{C}) = 1 \text{ A}$				
No. 920 247 No. 920 347 + 920 300 + 920 300 TYPE 1 P2 $U_C = 180 \text{ V d.c.}$ $I_L (45^\circ\text{C}) = 0.75 \text{ A}$	No. 918 411 TYPE 2 P2 $U_C = 170 \text{ V d.c.}$ $I_L = 0.2 \text{ A}$	No. 909 310 RJ 12/TAE TYPE 2 P2 $U_C = 180 \text{ V d.c.}$ $U_C^* = 255 \text{ V a.c.}$	No. 922 210 TYPE 1 P2 $U_C = 180 \text{ V}$ $I_L (45^\circ\text{C}) = 0.75 \text{ A}$	
No. 920 375 + 920 300 TYPE 1 P1 $U_C = 33 \text{ V d.c.}$ $I_L (45^\circ\text{C}) = 1 \text{ A}$	No. 918 410 TYPE 2 P1 $U_C = 7.5 \text{ V d.c.}$ $I_L = 0.2 \text{ A}$	No. 909 320 RJ 45 TYPE 2 P1 $U_C = 48 \text{ V d.c.}$ $U_C^* = 255 \text{ V a.c.}$		
No. 920 247 No. 920 347 + 920 300 + 920 300 TYPE 1 P2 $U_C = 180 \text{ V d.c.}$ $I_L (45^\circ\text{C}) = 0.75 \text{ A}$	No. 918 411 TYPE 2 P2 $U_C = 170 \text{ V d.c.}$ $I_L = 0.2 \text{ A}$	No. 909 310 RJ 12/TAE TYPE 2 P2 $U_C = 180 \text{ V d.c.}$ $U_C^* = 255 \text{ V a.c.}$	No. 922 210 TYPE 1 P2 $U_C = 180 \text{ V}$ $I_L (45^\circ\text{C}) = 0.75 \text{ A}$	
		No. 909 300 F Connector TYPE 2 $U_C = 60 \text{ V d.c.}$ $U_C^* = 255 \text{ V a.c.}$		No. 909 705 TYPE 1 C + TYPE 3 P1 $U_C = 24 \text{ V d.c.}$ $I_L = 2 \text{ A}$



**Surge Protection
Lightning Protection
Safety Equipment
DEHN protects.**

DEHN + SÖHNE
GmbH + Co.KG.

Hans-Dehn-Str. 1
Postfach 1640
92306 Neumarkt
Germany

Tel. +49 9181 906-0
Fax +49 9181 906-1100
info@dehn.de
www.dehn-international.com

actiVsense, BLITZDUCTOR, BLITZPLANER, DEHN, DEHN Logo, DEHNBloc, DEHNcare, DEHNfix, DEHNgrip, DEHNguard, DEHNport, DEHNquick, DEHNrapid, DEHNshield, DEHNSnap, DEHNventil, HVI, LifeCheck, Red/Line are protected by German Trademark, by Community Trademark (EU) and/or are registered trademarks in other countries.
We accept no liability for technical modifications, misprints and errors. Illustrations are not binding.